

App Registration Design

Table of Contents

- [1 Table of Contents](#)
- [2 Scope](#)
- [3 Reference Materials and Documents](#)
- [4 Functional Design](#)
 - [4.1 Navigation Overview](#)
 - [4.2 Actors or Personas Involved](#)
- [5 System Pages or Components](#)
 - [5.1 CMS Interoperability Home](#)
 - [5.1.1 CMS Interoperability Home Page](#)
 - [5.1.1.1 Data Elements Involved](#)
 - [5.1.1.2 Action Involved](#)
 - [5.1.1.3 Component-Specific Non-Functional Requirements](#)
 - [5.1.1.4 Constraints or Limitations](#)
 - [5.1.2 App Owner Landing Page](#)
 - [5.1.2.1 Diagram or Screen Design](#)
 - [5.1.2.2 Data Elements Involved](#)
 - [5.1.2.3 Action Involved](#)
 - [5.1.2.4 Component-Specific Non-Functional Requirements](#)
 - [5.1.2.5 Constraints or Limitations](#)
 - [5.1.3 Developer/Admin Log On](#)
 - [5.1.3.1 Diagram or Screen Design](#)
 - [5.1.3.2 Data Elements Involved](#)
 - [5.1.3.3 Action Involved](#)
 - [5.1.3.4 Component-Specific Non-Functional Requirements](#)
 - [5.1.3.5 Constraints or Limitations](#)
 - [5.1.4 Organization Registration Page - Step 1](#)
 - [5.1.4.1 Diagram or Screen Design](#)
 - [5.1.4.2 Data Elements Involved](#)
 - [5.1.4.3 Action Involved](#)
 - [5.1.4.4 Component-Specific Non-Functional Requirements](#)
 - [5.1.4.5 Constraints or Limitations](#)
 - [5.1.5 Primary Administrator Identification - Step 2](#)
 - [5.1.5.1 Diagram or Screen Design](#)
 - [5.1.5.2 Data Elements Involved](#)
 - [5.1.5.3 Action Involved](#)
 - [5.1.5.4 Component-Specific Non-Functional Requirements](#)
 - [5.1.5.5 Constraints or Limitations](#)
 - [5.1.6 Organization Registration Page - Step 3](#)
 - [5.1.6.1 Diagram or Screen Design](#)
 - [5.1.6.2 Data Elements Involved](#)
 - [5.1.6.3 Action Involved](#)
 - [5.1.6.4 Component-Specific Non-Functional Requirements](#)
 - [5.1.6.5 Constraints or Limitations](#)
 - [5.1.7 Insert Organization API](#)
 - [5.1.7.1 Diagram or Screen Design](#)
 - [5.1.7.2 Data Elements Involved](#)
 - [5.1.7.3 Action Involved](#)
 - [5.1.7.4 Component-Specific Non-Functional Requirements](#)
 - [5.1.7.5 Constraints or Limitations](#)
 - [5.1.8 Insert Developer API](#)
 - [5.1.8.1 Diagram or Screen Design](#)
 - [5.1.8.2 Data Elements Involved](#)
 - [5.1.8.3 Action Involved](#)
 - [5.1.8.4 Component-Specific Non-Functional Requirements](#)
 - [5.1.8.5 Constraints or Limitations](#)
 - [5.2 Application Owner](#)
 - [5.2.1 API Landing Page](#)
 - [5.2.1.1 Diagram or Screen Design](#)
 - [5.2.1.2 Data Elements Involved](#)
 - [5.2.1.3 Action Involved](#)
 - [5.2.1.4 Component-Specific Non-Functional Requirements](#)
 - [5.2.1.5 Constraints or Limitations](#)
 - [5.2.2 Browse API Products](#)
 - [5.2.2.1 Diagram or Screen Design](#)
 - [5.2.2.2 Data Elements Involved](#)
 - [5.2.2.3 Action Involved](#)
 - [5.2.2.4 Component-Specific Non-Functional Requirements](#)
 - [5.2.2.5 Constraints or Limitations](#)
 - [5.2.3 Query Products API](#)
 - [5.2.3.1 Diagram or Screen Design](#)
 - [5.2.3.2 Data Elements Involved](#)
 - [5.2.3.3 Action Involved](#)

- 5.2.3.4 Component-Specific Non-Functional Requirements
 - 5.2.3.5 Constraints or Limitations
 - 5.2.4 Register Application Page - Step 1
 - 5.2.4.1 Diagram or Screen Design
 - 5.2.4.2 Data Elements Involved
 - 5.2.4.3 Action Involved
 - 5.2.4.4 Component-Specific Non-Functional Requirements
 - 5.2.4.5 Constraints or Limitations
 - 5.2.5 Register Application API - Step 2
 - 5.2.5.1 Diagram or Screen Design
 - 5.2.5.2 Data Elements Involved
 - 5.2.5.3 Action Involved
 - 5.2.5.4 Component-Specific Non-Functional Requirements
 - 5.2.5.5 Constraints or Limitations
 - 5.2.6 Register Application API
 - 5.2.6.1 Diagram or Screen Design
 - 5.2.6.2 Data Elements Involved
 - 5.2.6.3 Action Involved
 - 5.2.6.4 Component-Specific Non-Functional Requirements
 - 5.2.6.5 Constraints or Limitations
 - 5.2.7 Application Status List Page
 - 5.2.7.1 Diagram or Screen Design
 - 5.2.7.2 Data Elements Involved
 - 5.2.7.3 Action Involved
 - 5.2.7.4 Component-Specific Non-Functional Requirements
 - 5.2.7.5 Constraints or Limitations
 - 5.2.8 Manage Your Developer List Page
 - 5.2.8.1 Diagram or Screen Design
 - 5.2.8.2 Data Elements Involved
 - 5.2.8.3 Action Involved
 - 5.2.8.4 Component-Specific Non-Functional Requirements
 - 5.2.8.5 Constraints or Limitations
 - 5.2.9 Developer Information Page
 - 5.2.9.1 Diagram or Screen Design
 - 5.2.9.2 Data Elements Involved
 - 5.2.9.3 Action Involved
 - 5.2.9.4 Component-Specific Non-Functional Requirements
 - 5.2.9.5 Constraints or Limitations
- 5.3 Admin Support - NOT PART OF MVP
 - 5.3.1 Admin Landing Page - NOT PART OF MVP
 - 5.3.1.1 Diagram or Screen Design
 - 5.3.1.2 Data Elements Involved
 - 5.3.1.3 Action Involved
 - 5.3.1.4 Component-Specific Non-Functional Requirements
 - 5.3.1.5 Constraints or Limitations
 - 5.3.2 Admin App Status List Page - NOT PART OF MVP
 - 5.3.2.1 Diagram or Screen Design
 - 5.3.2.2 Data Elements Involved
 - 5.3.2.3 Action Involved
 - 5.3.2.4 Component-Specific Non-Functional Requirements
 - 5.3.2.5 Constraints or Limitations
 - 5.3.3 Admin App Status Review page- NOT PART OF MVP
 - 5.3.3.1 Diagram or Screen Design
 - 5.3.3.2 Data Elements Involved
 - 5.3.3.3 Action Involved
 - 5.3.3.4 Component-Specific Non-Functional Requirements
 - 5.3.3.5 Constraints or Limitations
 - 5.3.4 Admin Consent List Page - NOT PART OF MVP
 - 5.3.4.1 Diagram or Screen Design
 - 5.3.4.2 Data Elements Involved
 - 5.3.4.3 Action Involved
 - 5.3.4.4 Component-Specific Non-Functional Requirements
 - 5.3.4.5 Constraints or Limitations
 - 5.3.5 Admin Consent Page - NOT PART OF MVP
 - 5.3.5.1 Diagram or Screen Design
 - 5.3.5.2 Data Elements Involved
 - 5.3.5.3 Action Involved
 - 5.3.5.4 Component-Specific Non-Functional Requirements
 - 5.3.5.5 Constraints or Limitations
 - 5.3.6 Admin Organization List Page - NOT PART OF MVP
 - 5.3.6.1 Diagram or Screen Design
 - 5.3.6.2 Data Elements Involved
 - 5.3.6.3 Action Involved
 - 5.3.6.4 Component-Specific Non-Functional Requirements
 - 5.3.6.5 Constraints or Limitations
 - 5.3.7 Admin Organization Review Page - NOT PART OF MVP
 - 5.3.7.1 Diagram or Screen Design
 - 5.3.7.2 Data Elements Involved

- 5.3.7.3 [Action Involved](#)
- 5.3.7.4 [Component-Specific Non-Functional Requirements](#)
- 5.3.7.5 [Constraints or Limitations](#)
- 6 [Non-Functional Requirements](#)

Scope

This design document describes the screens, data, and APIs required to perform registration of 3rd party mobile and web applications (3rd party apps) that provide access to Medicaid records for Medicaid members. Also included are features for DHHS administrative users to approve 3rd party apps submitted by developer organizations.

Reference Materials and Documents

1. iServe Design Standards
2. User Registration Design - [User Registration Design](#)

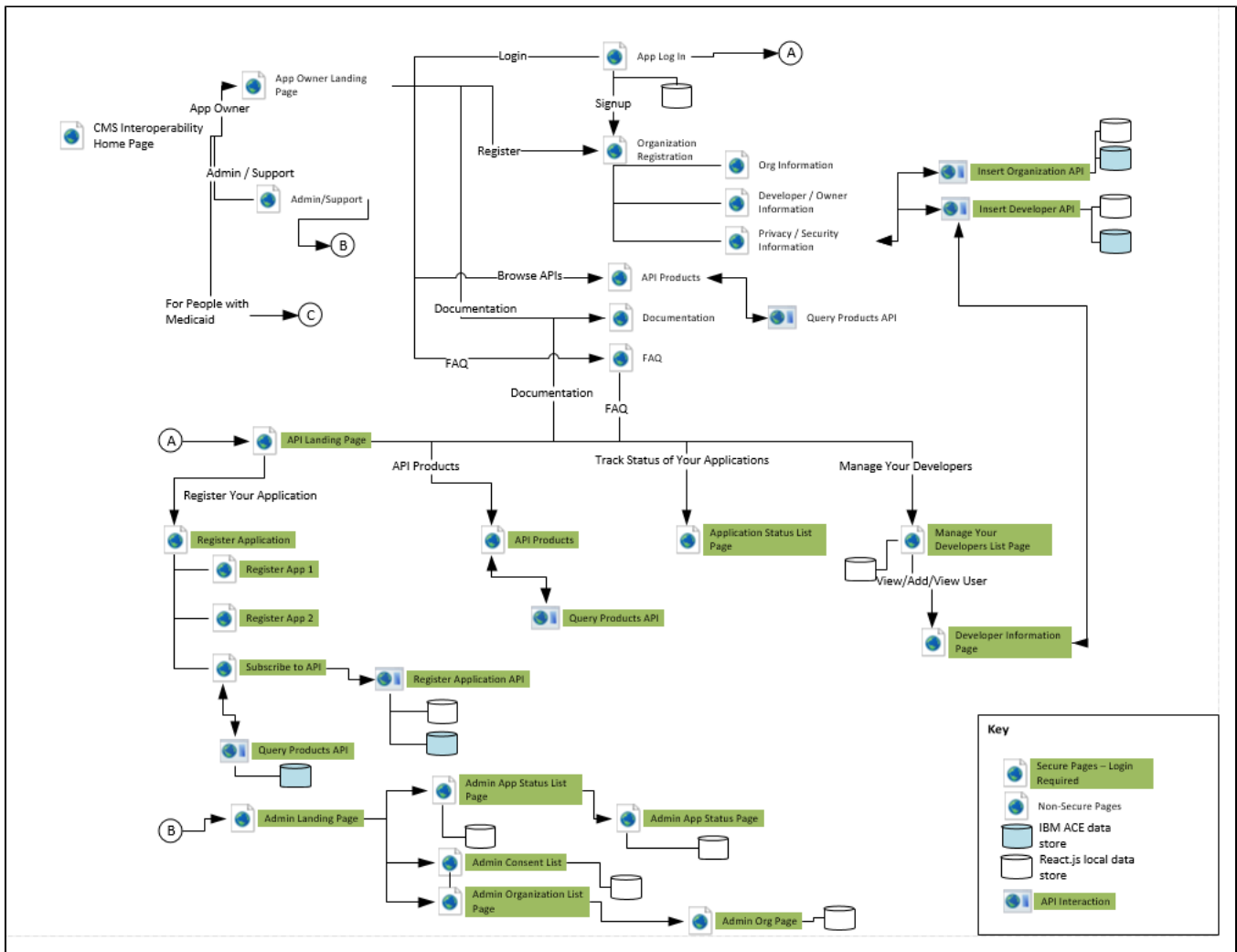
Functional Design

The following subsections provides system pages and components for the following major areas of functionality:

- CMS Interoperability Home Page
- Application Owner Landing Page
- Admin Support
- For People with Medicaid

Navigation Overview

The following diagram provides the overall CMSI application site map.



Actors or Personas Involved

| Actor | Description |
|------------------------|--|
| Organization Owner | User need to provide the basic user information for Creating an account |
| Organization Developer | An verification email will be sent with the registered Email address |
| DHHS Administrator | User need to provide the Username and password for authentication |
| IBM ACE | APIs exposed through IBM API Connect to register organizations and developers; browse products and APIs; and register 3rd party apps |

System Pages or Components

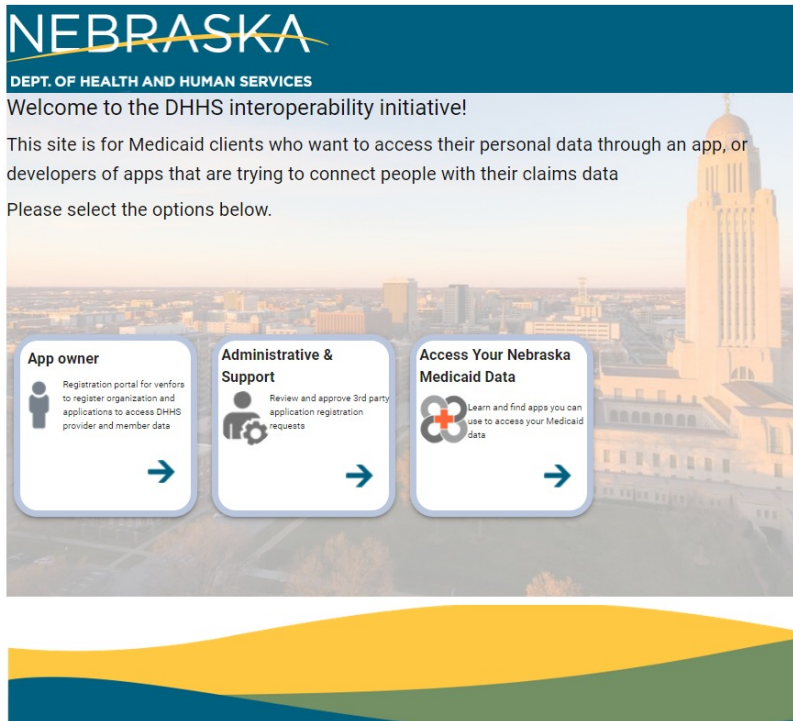
The following subsections provides system pages and components for the following major areas of functionality:

- CMS Interoperability Home
- Application Owner
- Admin Support
- Access Your Nebraska Medicaid Data

CMS Interoperability Home

CMS Interoperability Home Page

This page is the entry page into the CMSI web application features. It supports all human actors that have some form of interaction with the system. Each of the pages referenced through this entry point also stand alone as entry points for their respective anchors.



Data Elements Involved

The following data elements are involved with this component.

| Data Element | Description |
|--------------|-------------|
| None | |

Action Involved

The following actions are involved with this component.

1. This page is a landing page and does not require sign in.
2. The page provides options for the public user to:
 - a. Go to the App Owner page (which is a standalone entry point for 3rd party app developers)
 - b. DHHS users to invoke page to perform administrative actions such as approving 3rd party apps (which is a standalone entry point for DHHS Admins)
 - c. For Medicaid Members invoke the User Landing page ((which is a standalone entry point for Medicaid members)

Component-Specific Non-Functional Requirements

1. None

Constraints or Limitations

1. Sign in not required

App Owner Landing Page

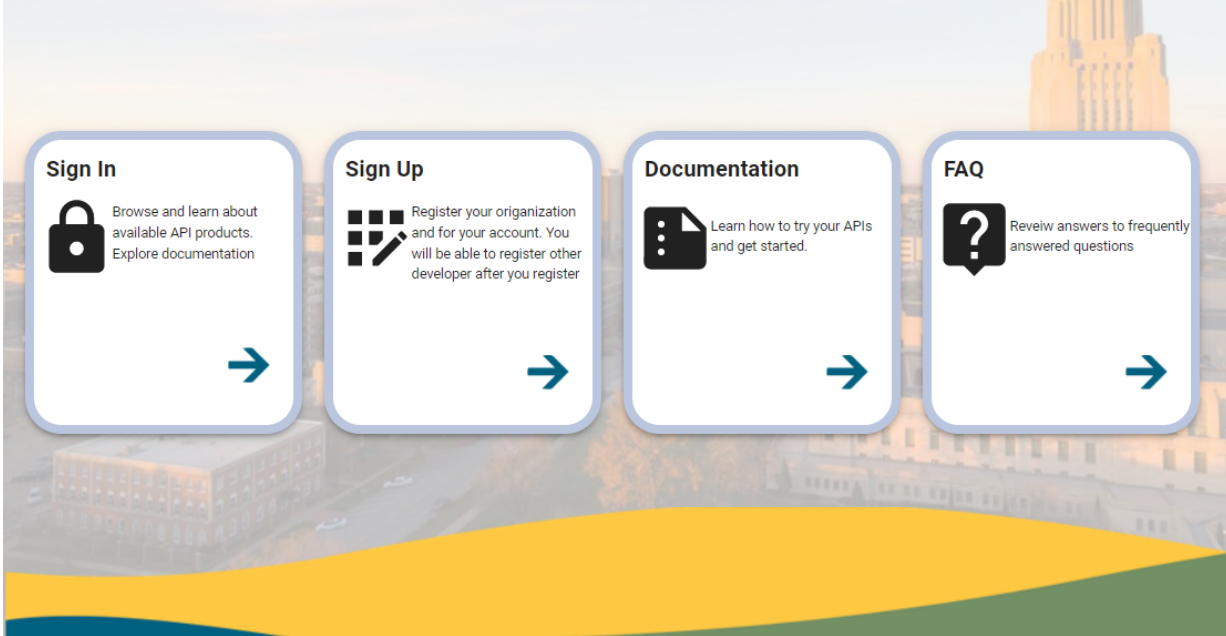
Diagram or Screen Design

For Organizations that develop applications for Medicaid members, this page provides the capability to register the organization's apps, manage their users, and browse documentation related to the CMS Interoperability program.

[← Back](#)

DHHS interoperability in action

Welcome to the State of Nebraska's CMS Interoperability Third Party App Portal



Data Elements Involved

The following data elements are involved with this component.

| Data Element | Description |
|--------------|--|
| User Name | Display the user name at the top right of the page if the user is logged in. |

Action Involved

The following actions are involved with this component.

1. Sign In - Enables 3rd party organization developers to Sign In and perform actions such as registering applications and managing other developers. When the user clicks on this tile, the **Developer/Admin Log On** page opens.
2. Register - Create an account to access functions for registered applications. When the user clicks on this tile, the **Organization Registration Page - Step 1** opens.
3. Documentation - view publicly documentation relevant to CMS Interoperability and other guides. **NOT PART OF MVP**
4. FAQ - frequently asked questions. **NOT PART OF MVP**

Component-Specific Non-Functional Requirements

None

Constraints or Limitations

None

Developer/Admin Log On

Diagram or Screen Design

Provides capability for organization developers and DHHS users to log on.

Sign In

User Name

Password

[Show Password](#)

Sign In

[Forgot Password?](#)

Don't have an account? [Create your account](#)

Data Elements Involved

The following data elements are involved with this component.

| Data Element | Description |
|--------------|------------------------------------|
| User Name | User name of the person logging on |
| Password | The password for the user |

Action Involved

The following actions are involved with this component.

1. Provide capability to log on.
2. Forgot password process to enable users to recover account access.
3. Show password to display unmasked password.
4. Create your account - to enable user to directly go to the **Organization Registration Page - Step 1** page.
5. When user "Sign In" is successful it will redirect to API landing page otherwise it will go back to "Sign In" page

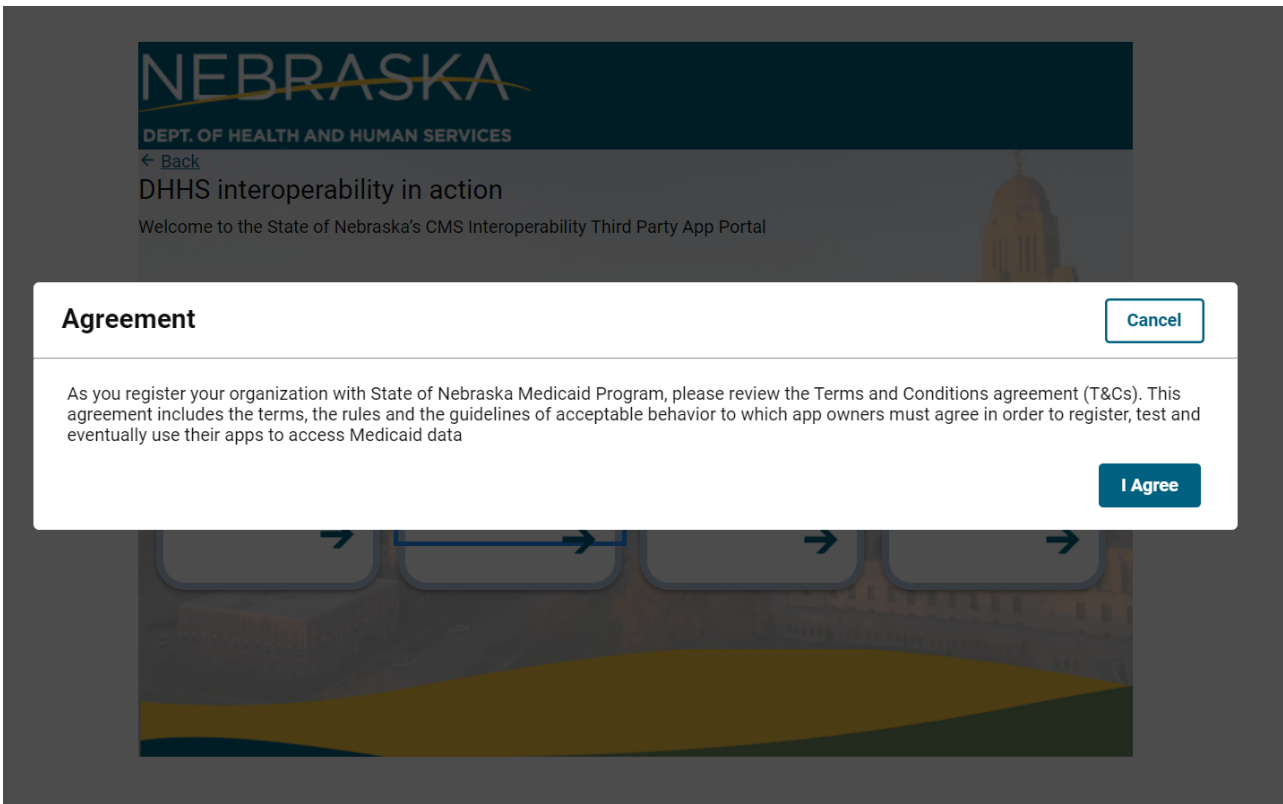
Component-Specific Non-Functional Requirements

1. None

Constraints or Limitations

1. This log on process is different than the B2C log on that Medicaid members will use. It is NOT connected to Active Directory or external authentication processes.

Agreement



Organization Registration Page - Step 1

This page begins the Organizational registration process. It enables a 3rd party to create an organizational account and a user account in one step. The user account is the "Owner" of the organization and will have the ability to add other users for the organization. In addition, DHHS will have the ability to approve the organization/user account.

Diagram or Screen Design

[← Back](#)

Step 1- Organization Registration

Name of the Organization *

What is the Federal Tax ID number or Business Identifier for the Organization *

What is the physical address of the organization offering this app ?

Address Line 1 *

City *

State

County

ZIP *

 -

What is the Primary Mailing address of the organization offering this app ?

 Same as Physical Address

Data Elements Involved

The following data elements are involved with this component.

| Data Element | Description |
|--------------------------------------|--|
| Name of Organization | The name of the organization. |
| Federal Tax ID / Business Identifier | The FEIN or SSN of the organization/user. |
| Identifier Type (ORGTAXIDCLASS_CD) | Indicates if the tax identifier is FEIN (ORGTAXIDCLASS_CD = E) or SSN (ORGTAXIDCLASS_CD = S). <input type="checkbox"/> Tarun Gangisetty - add this drop down to the page. |
| Physical Address | Physical address for organization. |
| Primary Mailing Address | Mailing address for the organization. |

Action Involved

The following actions are involved with this component:

1. Set the mailing address to be the same as the physical address.
2. Enforce the length of the FEIN or SSN to 9 digits.

Component-Specific Non-Functional Requirements

1. This is the first of several pages in creating the account. The data will be preserved if the user goes to the next page and returns to this page.

Constraints or Limitations

1. Address verification is currently not part of the MVP.
2. If the user leaves this page or closes the browser, they must start the account creation process all over again. Data is not preserved between sessions.

Primary Administrator Identification - Step 2

Diagram or Screen Design

[← Back](#)

Step 2- Primary Administrator Identification

First Name *

Last Name *

User Name *

Email *

Telephone Number *

Password *

Confirm Password *

[Continue](#)

Data Elements Involved

The following data elements are involved with this component.

| Data Element | Description |
|-----------------------------------|--|
| First Name | The first name of the "owner" of the organization. |
| Last Name | The last name of the "owner" of the organization. |
| Email | The email address of the "owner" of the organization. |
| Telephone Number | Telephone number |
| Password | User defined password and confirmation. |
| USERTYPE_CD (not visible to user) | Internal type code used to define the type of user being added. For organization registration this code is set to "OO" by the application. |

Action Involved

The following actions are involved with this component:

1. Set the USERTYPE_CD to "OO" to identify the user as the organizational owner.

Component-Specific Non-Functional Requirements

1. Password must be confirmed.

Constraints or Limitations

1. Password policy does not exist in the MVP.
2. The MVP release will not have the ability of an organization to promote another organization developer to owner.
3. If the user leaves this page or closes the browser, they must start the account creation process all over again. Data is not preserved between sessions.

Organization Registration Page - Step 3

This page enables the 3rd party organization to provide attestation of security and privacy related matters.

Diagram or Screen Design

[← Back](#)

Step 3- Privacy and security

Are you representing a registered legal entity? ¹

Select:

In which state did you file your business registration? ²

Select:

Is that entity owned by another corporation? ³

Select:

Do you intend to develop applications for public release or will you be developing for testing or educational purposes only? ⁴

Select:

Do you maintain a Privacy Policy that is shared with your application users? ⁵

Select:

Please provide link to your dated privacy policy (Provide material updates as they occur)? ⁶

Do you provide updates to consumers of material changes to your privacy policy? ⁷

Select:

Has an Information Security policy been formally adopted by the organization? ⁸

Select:

Does an independent 3rd party audit the organization for compliance with the information Security policy? ⁹

Select:

Is application development and/or support performed outside of the US by your or any contracted 3rd party? ¹⁰

Select:

Will data be stored in or passed through another country if not in the US? ¹¹

Select:

Have any of the named officers been convicted of felonies in the U.S. or been sanctioned by a government agency in the past three years? ¹²

Select:

Has the organization had any data breaches that required disclosure to a government agency in the past 12 months? ¹³

Select:

Data Elements Involved

The following data elements are involved with this component.

| Data Element | Description |
|---|---|
| Does this organization represent a legal entity? | Indicates if the org is representing a legal entity. Valid values are: Yes No |
| State of business registration | State of business registration |
| Is your organization owned by another corporation? | Indicates if the org is owned by another corporation. Valid values are: Yes No |
| Does the organization intend to develop applications for public release or for developing for test or educational purposes? | Indicates if the org intends to develop applications for public release or for developing for test or educational purposes.. Valid values are: Public Use Test use Educational Use |
| Does the organization maintain a privacy policy? | Indicates if the org maintains a privacy policy. Valid values are: Yes No |
| What is the URL for your privacy policy? | URL for the privacy policy. |
| Updates to privacy policy changes | Indicates if the org updates consumers of changes to their privacy policy. Valid values are: Yes No |
| Does the organization maintain an information security policy? | Indicates if the org maintains an information security policy. Valid values are: Yes No |

| | |
|--|---|
| Does the organization conduct independent 3rd party audits for compliance with the Information Security Policy? | Indicates if the org does an independent 3rd party audit the organization for compliance with the Information Security Policy. Valid values are: Yes No |
| Does the organization conduct application development and/or support performed outside of the US by the org or any contracted 3rd party? | Indicates if the org conducts application development and/or support performed outside of the US by the org or any contracted 3rd party. Valid values are: Yes No |
| Does the organization store data or passes data through another country if not in the US? | Indicates if the org stores data or passes data through another country if not in the US. Valid values are: Yes No |
| Has any named officers been convicted of felonies in the US or been sanctioned by a governmental agency in the past? | Indicates if the org has named officers convicted of felonies in the US or been sanctioned by a governmental agency in the past. Valid values are: Yes No |
| Has there been any data breaches that required disclosure to a governmental agency in the past 12 months? | Indicates if the org had any data breaches that required disclosure to a governmental agency in the past 12 months. Valid values are: Yes No |

Action Involved

The following actions are involved with this component:

1. All questions must be answered.

Component-Specific Non-Functional Requirements

1. None.

Constraints or Limitations

1. Once the user submits the registration information, an email will be send to a DHHS approver distribution list to approve the organization and developer user. **The email address and DHHS approver list is TBD.**
2. Target email distribution and approver list will be configuration driven.
3. If the user leaves this page or closes the browser, they must start the account creation process all over again. Data is not preserved between sessions.

Insert Organization API

This component provides the API to add the organization into IBM API Manager.

Diagram or Screen Design

<No Diagram>

Data Elements Involved

The following data elements are involved with this component.

| Data Element | Description |
|-------------------|--|
| Organization Name | The name of the organization <input type="checkbox"/> Tarun Gangisetty - are there other data elements that IBM API Manager will need to create the organization? |

Action Involved

The following actions are involved with this component:

1. Add the organization using the minimal information needed by API Manager to create the organization in the IBM infrastructure.

Component-Specific Non-Functional Requirements

1. A majority of the data elements are stored in the application database. Only a limited number of elements are added to IBM API Manager.
2. Adding the organization record must be conducted synchronously with creating an organization.

Constraints or Limitations

1. The design of this API is available in Swagger.

Insert Developer API

This component provides the API to add the developer user (i.e., the "owner" of the organization) into IBM API Manager.

Diagram or Screen Design

<No Diagram>

Data Elements Involved

The following data elements are involved with this component.

| Data Element | Description |
|--------------|---|
| First Name | First name of the developer user. |
| Last Name | Last name of the developer user. |
| Email | Email address for developer user. <input type="checkbox"/> Tarun Gangisetty - are there other data elements that IBM API Manager will need to create the user? |

Action Involved

The following actions are involved with this component:

1. None.

Component-Specific Non-Functional Requirements

1. Adding the developer record must be conducted synchronously with creating an organization.
2. An IBM APIC end point will be made available for this API to be accessible by the web pages.

Constraints or Limitations

1. The design of this API is available in Swagger.

Application Owner

API Landing Page

This page provides access to the primary functionality for the 3rd party organization user.

Diagram or Screen Design



Data Elements Involved

The following data elements are involved with this component.

| Data Element | Description |
|--------------|-------------|
| None | |

Action Involved

The following actions are involved with this component:

1. Display the user name on the top right.
2. The page provides options for the developer user to:
 - a. Browse API products - When the user clicks on this tile, the **Browse API Products** opens.
 - b. Register applications - When the user clicks on this tile, the **Register Application Page** opens.
 - c. Track status of applications - When the user clicks on this tile, the **Application Status List Page** opens.
 - d. Manage developers - When the user clicks on this tile, the **Manage Your Developer List Page** opens. NOT PART OF MVP
 - e. Documentation - view publicly documentation relevant to CMS Interoperability and other guides. NOT PART OF MVP
 - f. FAQ - frequently asked questions. NOT PART OF MVP

Component-Specific Non-Functional Requirements

1. None.

Constraints or Limitations

1. None.

Browse API Products

This page provides the capability for 3rd party developers to browse APIs that are made available by DHHS. This is a read-only view of the APIs. The APIs are pulled from IBM API Manager when this page is loaded through an API.

Diagram or Screen Design

Explore API's

Provider Directory API

Under the CMS Interoperability and Patient Access final rule and the CMS Interoperability and Prior Authorization final rule, the State of Nebraska Medicaid program is making provider directory information available via the Provider Directory API. Please click for more details.

Patient Access API

Under the CMS Interoperability and Patient Access final rule and the CMS Interoperability and Prior Authorization final rule, the State of Nebraska Medicaid program is making available the Medicaid claims data via the patient Access API. Please click for more details.

Data Elements Involved

The following data elements are involved with this component.

| Data Element | Description |
|--------------|-------------|
| None | |

Action Involved

The following actions are involved with this component:

1. Generate a list of products and APIs from IBM API Manager using the **Query Products API**.
2. This page provides a Subscribe button to enable the 3rd party developer to subscribe to the API. Sign in will be required if the user is not signed in.
3. The list of products presented must be from a catalog visible to the signed in user. Typically this will be the Trading Partner Catalog in IBM API Manager.

Component-Specific Non-Functional Requirements

1. None.

Constraints or Limitations

1. The design of this API is available in Swagger.

Query Products API

This API provides the application a method to query the available API products in IBM API Manager.

Diagram or Screen Design

<No Diagram>

Data Elements Involved

The following data elements are involved with this component.

| Data Element | Description |
|---------------------|---|
| Product Name | The name of the product as published in IBM API Manager. |
| Product Description | A description of the product as published in IBM API Manager. |

Action Involved

The following actions are involved with this component.

Component-Specific Non-Functional Requirements

1. None.

Constraints or Limitations

1. The design of this API is available in Swagger.

Register Application Page - Step 1

This page enables the 3rd party organization to register their application for use by Members.

Diagram or Screen Design

[← Back](#)

App Registration Step 1

Application Name *

Application Version *

Description *

Support Email *

Support Phone Number *

App Support URL *

Client Terms of Service URL *

Continue

Data Elements Involved

The following data elements are involved with this component.

| Data Element | Description |
|-----------------------------|---|
| APP_ID | Internal application identifier (not visible to the end user) |
| ORG_ID | The organization identifier of the logged on user (not visible to the end user) |
| APPNAME | Application name |
| APPDESCR | Application Description |
| APPVERSION | The version number of the application as presented by the developer organization |
| APPSUPPORTEMAIL | Support email for the application |
| APPSUPPORTPHONE | Support phone number for the application |
| APPSUPPORTURL | Support URL for the application |
| Client Terms of Service URL | Terms of service for Member use of the application <input type="checkbox"/> Rajesh Bait - need to add APP.CLIENT_TERMS_URL to the database for APP table |
| APPSTATUS_CD | Internal status tracking. Set to "RS" for registration submitted. |
| SUBSCRIBE_DT | The date/time when the application subscribed to the DHHS product |

Action Involved

The following actions are involved with this component:

1. Ensure Application Name and Application Version combination is unique. Meaning, do not let users add the same application name and version that was previously registered.
2. Set the application status code to "RS" when creating the registration record.
3. DHHS

Component-Specific Non-Functional Requirements

1. None.

Constraints or Limitations

1. New versions of applications from the organization must be re-registered through this process.
2. If the user leaves this page or closes the browser, they must start the account creation process all over again. Data is not preserved between sessions.

Register Application API - Step 2

This page enables the user to select the API product that will be used by the application being registered. The APIs are pulled from IBM API Manager when this page is loaded through an API.

Diagram or Screen Design

[← Back](#)

App Registration Step 2

Provider Directory API

Under the CMS Interoperability and Patient Access final rule and the CMS Interoperability and Prior Authorization final rule, the State of Nebraska Medicaid program is making provider directory information available via the Provider Directory API. Please click for more details.

Patient Access API

Under the CMS Interoperability and Patient Access final rule and the CMS Interoperability and Prior Authorization final rule, the State of Nebraska Medicaid program is making available the Medicaid claims data via the patient Access API. Please click for more details.

Data Elements Involved

The following data elements are involved with this component.

| Data Element | Description |
|---------------------|---|
| Product Name | The name of the product as published in IBM API Manager. |
| Product Description | A description of the product as published in IBM API Manager. |

Action Involved

The following actions are involved with this component:

1. Generate a list of products and APIs from IBM API Manager using the **Query Products API**.
2. The list of products presented must be from a catalog visible to the signed in user. Typically this will be the Trading Partner Catalog in IBM API Manager.
3. Once the user submits the application registration, an email will be send to a DHHS approver distribution list to approve the application. **The email address and DHHS approver list is TBD.**
4. Target email distribution and approver list will be configuration driven.

Component-Specific Non-Functional Requirements

1. The Client ID and Client Secret that is generated upon registration must be presented to the developer (and not saved).

Constraints or Limitations

1. If the user leaves this page or closes the browser, they must start the account creation process all over again. Data is not preserved between sessions.
2. The process by which an approved application is moved to production is technical process that will be conducted by the Integration Services team.

Register Application API

This API provides the ability to add the application into the IBM API Manager.

Diagram or Screen Design

<No Diagram>

Data Elements Involved

The following data elements are involved with this component.

| Data Element | Description |
|--------------|-------------------------|
| APPNAME | Application name |
| APPDESCR | Application Description |

Action Involved

The following actions are involved with this component:

1. This API will return the IBM API Manager application number (APP.APPNUMBER) which must be added to the application record of the CMSI database.
2. Adding application information to the CMSI database and inserting the application with IBM API Manager (via the API) must be conducted as a single transaction.

Component-Specific Non-Functional Requirements

1. None.

Constraints or Limitations

1. The design of this API is available in Swagger.

Application Status List Page

This page enables the developer user to browse the applications organization has registered with DHHS.

Diagram or Screen Design

[← Back](#)

Application Status

| Application ID | Application Name | Status | Actions |
|----------------|------------------|---------------------------------|------------------------|
| 1373739031 | test1 | Approved | Button |
| 1373739032 | test1 | Rejected | Button |
| 1373739033 | test1 | Requires Additional Information | Button |
| 1373739034 | test1 | AT | Button |
| 1373739035 | test1 | AT | Button |
| 1373739036 | test1 | AT | Button |
| 1373739037 | test1 | AT | Button |
| 1373739038 | test1 | AT | Button |
| 1373739046 | test1 | AT | Button |
| 1373739047 | test1 | AT | Button |
| 1373739048 | test1 | AT | Button |
| 1373739050 | test21 | Requires Additional Information | Button |

Data Elements Involved

The following data elements are involved with this component.

| Data Element | Description |
|------------------------|-------------------------------------|
| Application Identifier | The internal application identifier |
| Application Name | The name of the application |
| Status | The status of the application. |

Action Involved

The following actions are involved with this component:

1. None.

Component-Specific Non-Functional Requirements

1. None.

Constraints or Limitations

1. None.

Manage Your Developer List Page

This page enables the organization's owner to add or remove developers for their organization.

Diagram or Screen Design

TBD

Data Elements Involved

The following data elements are involved with this component.

| Data Element | Description |
|------------------|---|
| USER_ID | Internal user identifier for the user (not visible to user) |
| USERTYPE_CD | Indicates the type of developer. Set to "DV" and not visible to the user. |
| USER_FIRSTNAME | User first name |
| USER_LASTNAME | User last name |
| USER_MOBILEPHONE | User mobile phone |

Action Involved

The following actions are involved with this component:

1. When the user clicks on the developer last name, the **Developer Information Page** opens.
2. The organizational owner user can add developers by pressing the **New** button.

Component-Specific Non-Functional Requirements

1. None.

Constraints or Limitations

1. None.

Developer Information Page

This page enables the organization owner to view the profile of the developer user. It also is the page presented when a new user is created by the organization owner.

Diagram or Screen Design

TBD

Data Elements Involved

The following data elements are involved with this component.

| Data Element | Description |
|------------------|--|
| USER_ID | Internal user identifier for the user (not visible to user) |
| USERTYPE_CD | Indicates the type of developer. Set to "DV" and not visible to the user. |
| USER_FIRSTNAME | User first name |
| USER_LASTNAME | User last name |
| USER_EMAIL | User email |
| USER_MOBILEPHONE | User mobile phone |
| TERMSACCEPT_IND | DHHS terms and condition excepted on behalf of the developer by organization owner. |
| TERMSACCEPT_DT | The date/time when the DHHS terms and condition were excepted on behalf of the developer by organization owner (not visible to the user) |

Action Involved

The following actions are involved with this component:

1. This page has three modes:
 - a. View developer profile
 - b. Add a new developer
 - c. Edit the email, phone, first name, and last name of the user.
2. Email address must be unique
3. Mobile number must be 10 digits.

Component-Specific Non-Functional Requirements

1. Set the TERMSACCEPT_DT to the current date time when the user record is created.

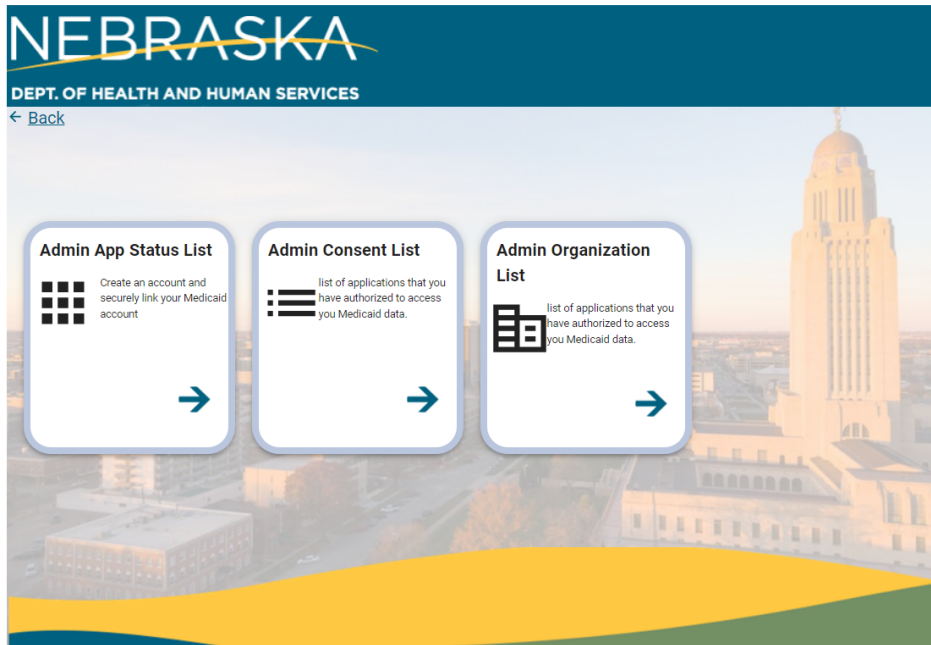
Constraints or Limitations

1. Mobile numbers are not verified.

Admin Support - NOT PART OF MVP

Admin Landing Page - NOT PART OF MVP

Diagram or Screen Design



Data Elements Involved

The following data elements are involved with this component.

| Data Element | Description |
|--------------|-------------|
| None | |

Action Involved

The following actions are involved with this component.

1. Admin App Status List : It will show the status of the applications
2. Admin Consent list : Manage access consent on behalf of members
3. Admin Organization list : it will contain registered organization information

Component-Specific Non-Functional Requirements

Constraints or Limitations

Admin App Status List Page - NOT PART OF MVP

Diagram or Screen Design

[← Back](#)

Admin App Status

| Application ID | Application Name | Organization | Last Updated Date | Status | Actions |
|----------------------------|--------------------|----------------|-------------------|---------------------------------|------------------------|
| 1373739057 | Acme Health Care1 | org-974167149 | 2022-06-30 | Requires Additional Information | Review |
| 1373739052 | Acme Health Care12 | org-974167149 | 2022-07-21 | In Review | Review |
| 1373739058 | Cigna2 | org-1523833820 | 2022-07-08 | In Review | Review |
| 1373739055 | RON | org-1139666337 | 2022-06-30 | In Review | Review |
| 1373739056 | RON | org-1139666337 | 2022-06-30 | In Review | Review |
| 1373739052 | SAN | org-1139666337 | 2022-06-30 | Rejected | Review |
| 1373739059 | kar LLC | org-1139666337 | 2022-07-12 | In Review | Review |
| 1373739060 | r llc | org-1139666337 | 2022-07-12 | In Review | Review |
| 1373739043 | raj | org-230060801 | 2022-06-22 | IA | Review |
| 1373739044 | raj | org-230060801 | 2022-06-22 | IA | Review |
| 1373739039 | raj | org-230060801 | 2022-06-21 | IA | Review |
| 1373739040 | raj | org-230060801 | 2022-06-21 | IA | Review |
| 1373739041 | raj | org-230060801 | 2022-06-21 | IA | Review |
| 1373739042 | raj | org-230060801 | 2022-06-21 | IA | Review |
| 1373739045 | ramu | org-230060801 | 2022-06-22 | IA | Review |
| 1373739049 | renu | org-230060801 | 2022-06-24 | IA | Review |
| 1373739053 | sample app | org-771034467 | 2022-06-29 | In Review | Review |
| 1373739054 | sample app2 | org-771034467 | 2022-06-30 | Rejected | Review |

Data Elements Involved

The following data elements are involved with this component.

| Data Element | Description |
|------------------|---|
| Application ID | The internal Application identifier |
| Application Name | The name of the Application |
| Organization | The name of the organization |
| Last update date | Last Modified Date |
| Status | Status The status of the application. |
| Actions | It is a Button for Converting Application to Inactive state |

Action Involved

The following actions are involved with this component.

Component-Specific Non-Functional Requirements

Constraints or Limitations

Admin App Status Review page- NOT PART OF MVP

Diagram or Screen Design

← Back

Admin App Status

Search

| Application ID | Application Name | Organization | Last Updated Date | Status | Actions |
|----------------|--------------------|----------------|-------------------|---------------------------------|---------|
| 1373739057 | Acme Health Care1 | org-974167149 | 2022-06-30 | Requires Additional Information | Review |
| 1373739062 | Acme Health Care12 | org-974167149 | 2022-07-21 | In Review | Review |
| 1373739058 | Cigna2 | org-1523833820 | 2022-07-08 | In Review | Review |
| 1373739055 | | | | | Review |
| 1373739056 | | | | | Review |
| 1373739052 | | | | | Review |
| 1373739059 | | | | | Review |
| 1373739060 | | | | | Review |
| 1373739043 | | | | | Review |
| 1373739044 | | | | | Review |
| 1373739039 | | | | | Review |
| 1373739040 | raj | org-230060801 | 2022-06-21 | IA | Review |
| 1373739041 | raj | org-230060801 | 2022-06-21 | IA | Review |
| 1373739042 | raj | org-230060801 | 2022-06-21 | IA | Review |
| 1373739045 | ramu | org-230060801 | 2022-06-22 | IA | Review |
| 1373739049 | renu | org-230060801 | 2022-06-24 | IA | Review |
| 1373739053 | sample app | org-771034467 | 2022-06-29 | In Review | Review |

Review Page Close

Status

Approved

Comments

First Approve

OK Cancel

Data Elements Involved

The following data elements are involved with this component.

| Data Element | Description |
|--------------|---------------------------------------|
| Status | Status The status of the application. |
| Comments | |

Action Involved

The following actions are involved with this component.

Component-Specific Non-Functional Requirements

Constraints or Limitations

Admin Consent List Page - NOT PART OF MVP

Diagram or Screen Design

[← Back](#)

Admin Manage Consent

| Member Id | Medicaid ID | Application ID | Application Name | Organization | Last Updated | Actions |
|-----------|-------------|----------------|------------------|---------------|--------------|------------------------|
| 8765432 | 76554433 | 1001 | Blue Button NE | BCBS Nebraska | 01/01/2022 | Revoke |
| 8765432 | 76554433 | 1002 | MyHealth | United Health | 12/31/2021 | Revoke |
| 8765432 | 76554433 | 1003 | ConnectedHealth | Jhon Smith | 10/18/2021 | Revoke |
| 9977554 | 13246787 | 2001 | Blue Button NE1 | BCBS Nebraska | 12/23/2021 | Revoke |
| 9977554 | 13246787 | 2002 | Blue Button NE2 | BCBS Nebraska | 12/21/2021 | Revoke |
| 9977554 | 13246787 | 2003 | MyHealth1 | United Health | 10/19/2021 | Revoke |
| 9977554 | 13246787 | 2004 | MyHealth2 | United Health | 10/19/2021 | Revoke |

Data Elements Involved

The following data elements are involved with this component.

| Data Element | Description |
|------------------|---|
| Member Id | The internal member identifier |
| Medicaid Id | The Medicaid identifier entered by the user |
| Application Id | The internal application identifier |
| Application Name | The name of the application |
| Organization | The name of the organization |
| Last updated | Last Modified Date |
| Actions | It is a Button for Converting Application to Inactive state |

Action Involved

The following actions are involved with this component.

1. The user will be able to revoke consent of an application.
2. The user must verify revoking of consent with a second dialog box.
3. The system will retain the date / time and the user ID of the user revoking consent.
4. search the applications based on the Medicaid

Component-Specific Non-Functional Requirements

Constraints or Limitations

Admin Consent Page - NOT PART OF MVP

Diagram or Screen Design

TBD

Data Elements Involved

The following data elements are involved with this component.

| Data Element | Description |
|--------------|-------------|
| | |
| | |
| | |
| | |
| | |

Action Involved

The following actions are involved with this component.

Component-Specific Non-Functional Requirements

Constraints or Limitations

Admin Organization List Page - NOT PART OF MVP

Diagram or Screen Design

[← Back](#)

Organizations

| Organization Id | Organization Name | Status | Last Updated Date | Actions |
|--------------------------------|-------------------|---------------------------------|-------------------|------------------------|
| org-1589507613 | 123lc | Requires Additional Information | 2022-07-28 | Review |
| org-974167149 | Achme Demo | In Review | 2022-06-30 | Review |
| org-421347728 | Renu | Approved | 2022-06-28 | Review |
| org-1705296572 | Test10 | Approved | 2022-06-30 | Review |
| org-1139666337 | athena | Requires Additional Information | 2022-06-30 | Review |
| org-1244031422 | jkkk | | 2022-06-20 | Review |
| org-593403684 | jkkk | | 2022-06-16 | Review |
| org-1160780643 | jkkk | Rejected | 2022-06-27 | Review |
| org-199475312 | jkkk | | 2022-06-16 | Review |
| org-1863705899 | jkkk | | 2022-06-09 | Review |
| org-1627545970 | jkkk | | 2022-06-08 | Review |
| org-151849444 | jkkk | | 2022-06-08 | Review |
| org-1427034463 | jkkk | | 2022-06-08 | Review |
| org-1398169350 | jkkk | | 2022-06-08 | Review |
| org-1526247886 | pavan | In Review | 2022-07-12 | Review |
| org-551273329 | pavan | Approved | 2022-06-29 | Review |
| org-2070788614 | pavan | | 2022-06-21 | Review |
| org-1083926830 | pavan | Approved | 2022-06-27 | Review |

Data Elements Involved

The following data elements are involved with this component.

| Data Element | Description |
|-------------------|--------------------------------------|
| Organization Id | The internal organization identifier |
| Organization Name | The name of the organization |

| | |
|--------------|---|
| Status | Status The status of the application. |
| Updated Date | Last Modified Date |
| Actions | It is a Button for Converting Application to Inactive state |

Action Involved

The following actions are involved with this component.

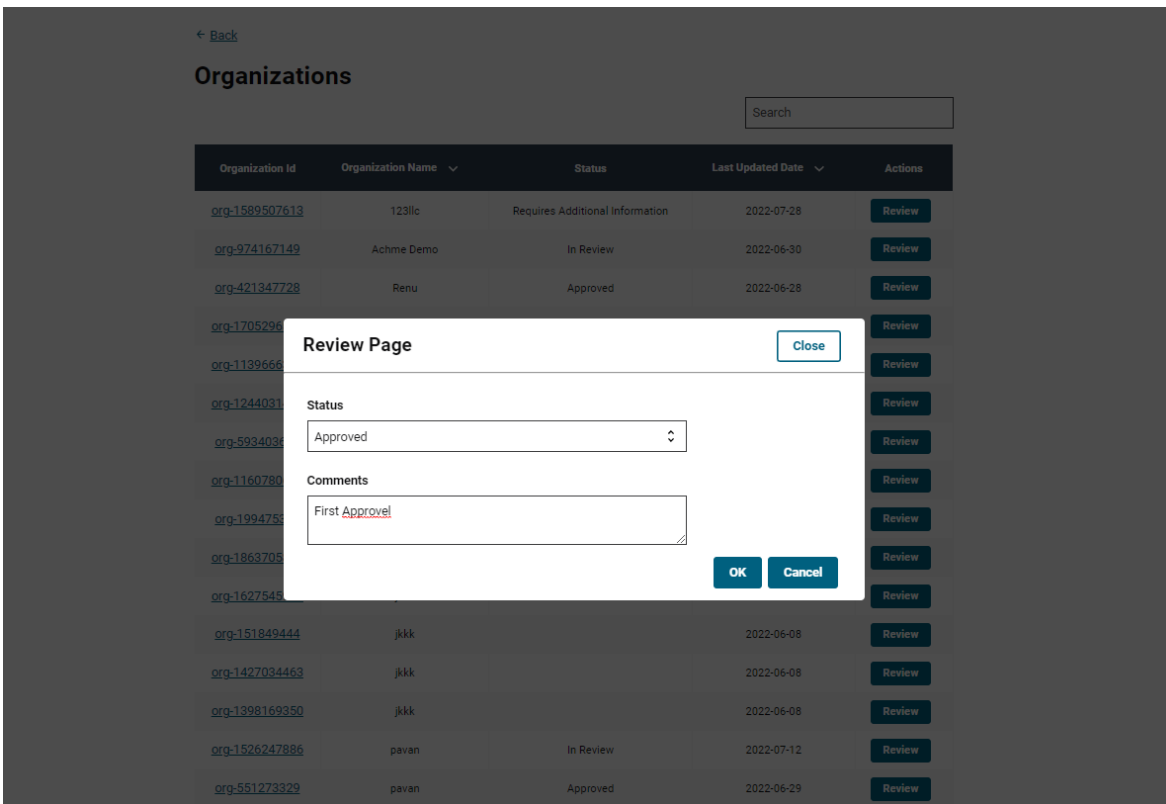
1. Review the organization information

Component-Specific Non-Functional Requirements

Constraints or Limitations

Admin Organization Review Page - NOT PART OF MVP

Diagram or Screen Design



Data Elements Involved

The following data elements are involved with this component.

| Data Element | Description |
|--------------|-------------|
| | |
| | |
| | |
| | |
| | |

Action Involved

The following actions are involved with this component.

Component-Specific Non-Functional Requirements

Constraints or Limitations

Non-Functional Requirements

1. All password are stored encrypted.
2. UUID generation for unique ID's will be standardized.