
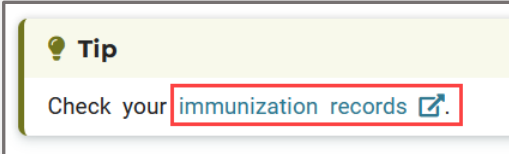
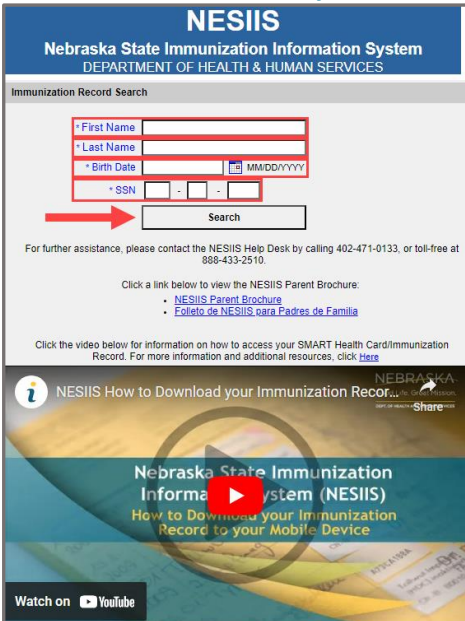


Downloading Immunization Records to your Smartphone

This guide provides the steps for downloading your Immunization Records to your Smartphone using the Nebraska State Immunization Information System (NESIIS).

Step #	Procedure
1	<p>Access the NESIIS landing page directly at https://dhhs.ne.gov/NESIIS.</p> 
2	<p>Scroll down to the Tip section, then click Immunization Records.</p> 
3	<p>Enter your first and last name, birth date, and social security number. Then click Search. Note: If you need assistance using the NESIIS site, click on the How to Download your Immunization Records to your Mobile Device video at the bottom of the page.</p> 

- 4 The **immunizations records** page displays. To download and print your entire personal immunization history, click **Print**.

Client Information				
Client Name (First - MI - Last)			Mother's Maiden Name (First Last)	
JOHN DOE				
DOB	Gender	Race	Ethnicity	
04/29/1949	M	Black or African-American	Not Hispanic or Latino	
History			Print	Return to Search

- 5 Scroll down to view your current immunization records.

Diphtheria	Diphtheria®	03/01/2024	
Ebola	Ervebo®	03/01/2024	1 of 1
Encephalitis	JE-Vax®	03/01/2024	1 of 3
HepA	Havrix-Adult®	01/16/2024	1 of 2
HPV	Cervarix®	01/16/2024	
	Cervarix®	03/01/2024	
Influenza		04/14/2021	1 of 1
Measles	Measles-Rubella (MERU)®	03/01/2024	1 of 2
Meningo	MENOMUNE®	01/09/2024	1 of 1
PCV/PPSV		01/08/2024	
	Prenar 20®	03/01/2024	1 of 1
Pertussis(Tdap)	DAPTACEL®	01/09/2024	1 of 1
	Acel-Imune®	01/16/2024	
	Kinrix®	03/01/2024	
	Adacel®	03/01/2024	
Polio	Kinrix®	03/01/2024	1 of 4
RSV	BEYFORTUS 100 mg/1mL®	03/01/2024	NOT VALID
Rubella	Measles-Rubella (MERU)®	03/01/2024	1 of 1
Smallpox	Dryvax®	03/01/2024	NOT VALID
Td	DAPTACEL®	01/09/2024	1 of 3
	Acel-Imune®	01/16/2024	
	Kinrix®	03/01/2024	2 of 3
	Adacel®	03/01/2024	3 of 3
Zoster	SHINGRIX®	04/14/2021	1 of 2

- 6 If you are completing this process using a mobile device, you can select **Export Full Immunization History**. This imports your SMART Health Card/Immunization History to your mobile device.


Otherwise, use your mobile device to scan the QR code.

Share Vaccination Information using a SMART® Health Card

You can import your Vaccination Records into any app that accepts SMART Health by pressing the 'Export Full Immunization History' button or scanning the QR code(s) below.

- This vaccination record works with any app or service where SMART Health Cards are accepted.
- Scanning this QR code will share all the information on this Vaccine Card. Make sure to only share with those you trust.


Export Full Immunization History



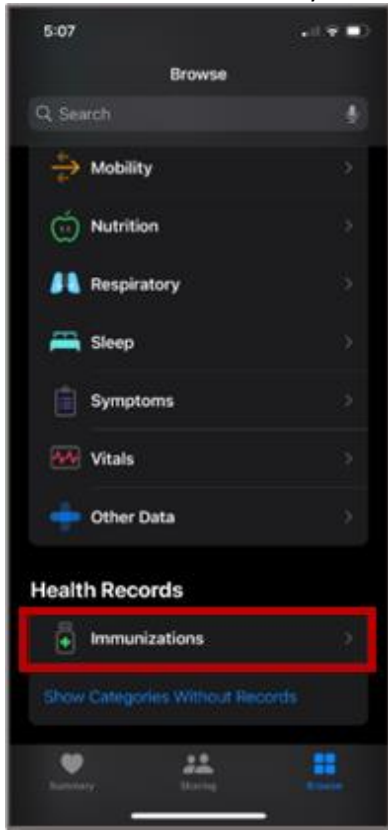
- 7** **Note** that if you have more than 25 immunization records, you may see two QR codes. You will have to scan both of them to download all your immunization records to your mobile device.



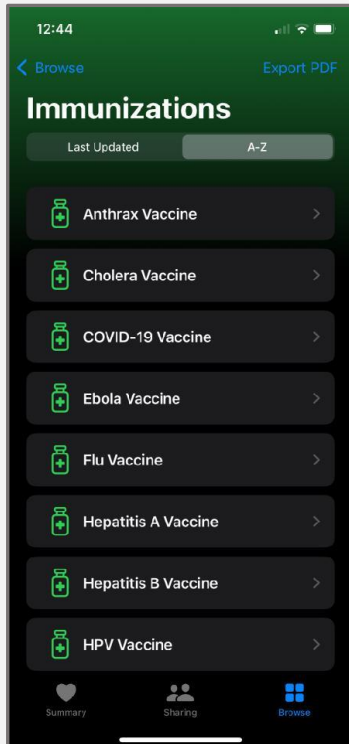
- 8** **For iPhone Users:** Scan the QR code to add your immunization records to your **Health** app. Then, locate and select the **Health** app.



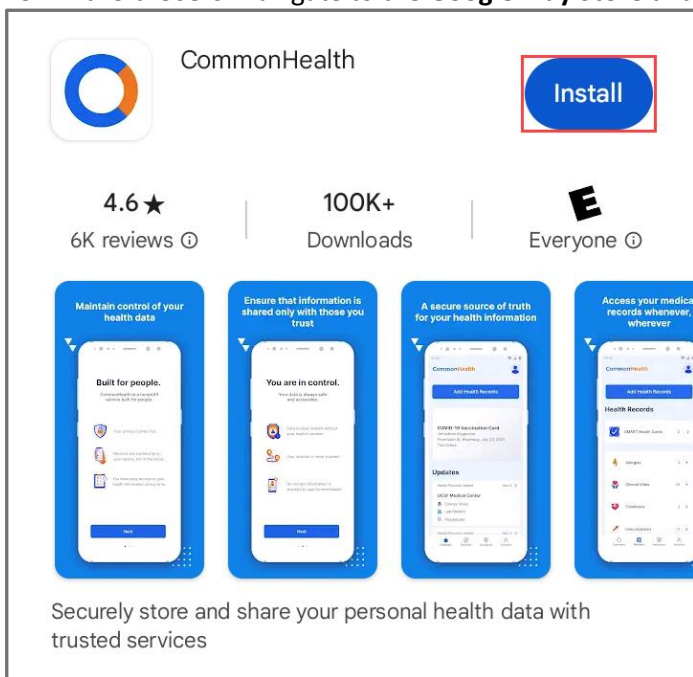
9 Select **Browse** followed by **Immunizations**.



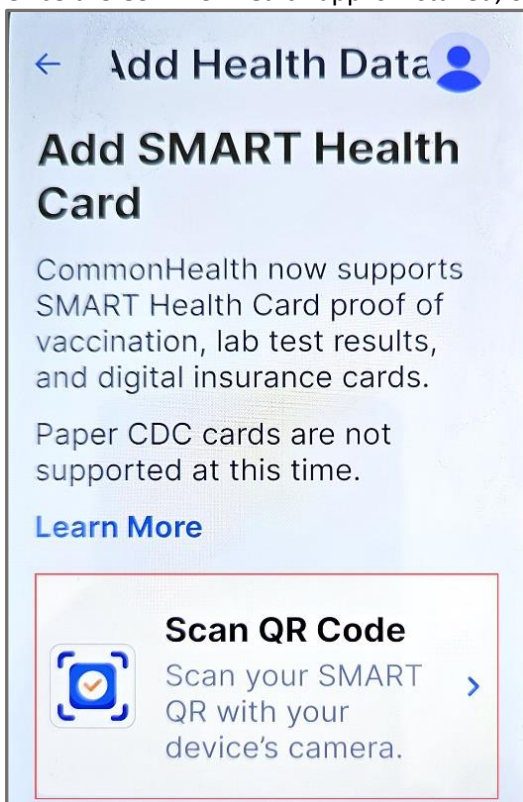
10 The iPhone Immunizations Screen displays.



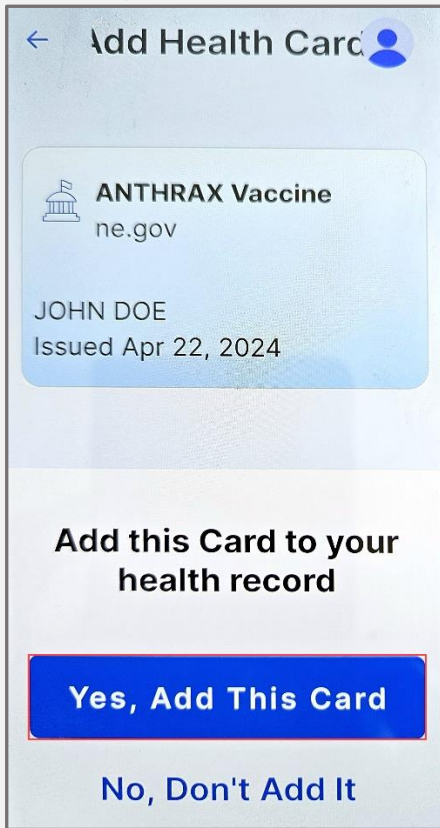
11 For Android Users: Navigate to the **Google Play Store** and install the **CommonHealth** app.



9 Once the **CommonHealth** app is installed, open it. Then select **Scan QR Code**.

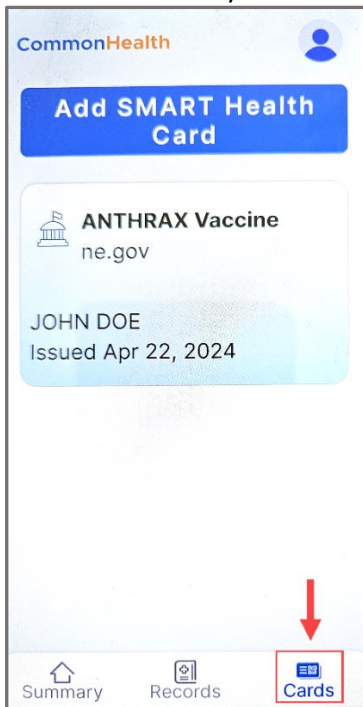


Select **Yes, Add This Card** to add the immunization record to your phone.



12

To find the record you downloaded, open the **CommonHealth** app and select **Cards**.



From this screen, you can share your card or add it to your wallet.

