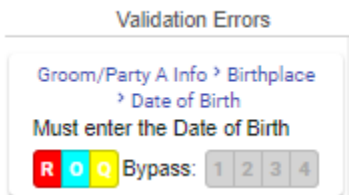


What's Changed in Marriage?

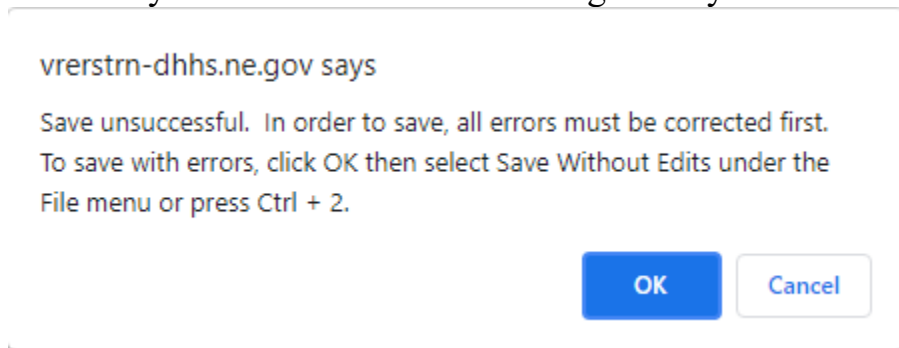
With the new release production date of July 25, this document will summarize the changes. The training manual will be updated at a later date to reflect the changes.

If you would like to test the changes, please log into the training system at: <https://vrerstrn-dhhs.ne.gov/WebSvcVrersTrn>. It has your current records as of July 12 in the training system.

Raise Error Validations. The way the system handles errors has changed. If you encounter an error, the validation error(s) will display on the right side of your screen. Skip is no longer an option. See example below.



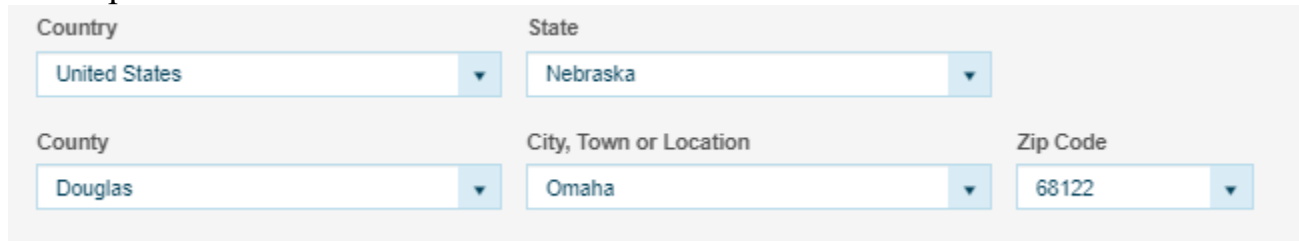
All validation errors will need to be resolved before the record can have a full save. If you have validation errors and try a full save, your work will not be saved and you will get the following message. You will be able to do a Save without Edits while in the record as long as the minimal required fields have been entered. The required field is marked by a red asterisk which is Filing County.



If you do a Save without Edits with validation errors and close the record. The next time you display the record, the validation errors will also display. The validation errors remain with redisplay until they are resolved. A full save will need to be done (green save button or File menu and Save) when License Complete is answered Y.

Casing functionality changed. If you type in a name with a hyphen, the letter following the hyphen will automatically capitalize. If the name contains a special character, the letter after the special character will capitalize. You will need to turn the casing rules off if the name contains a special character.

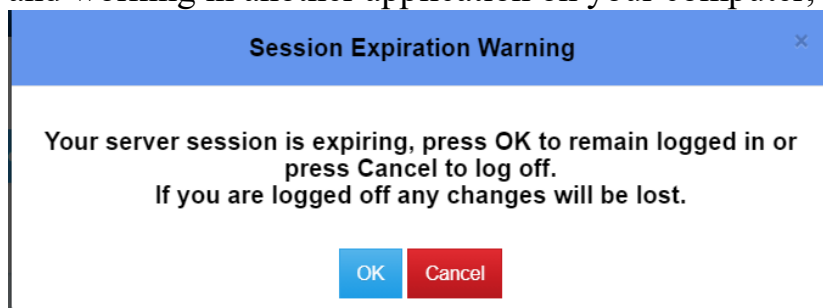
The Zip Code combined field has been eliminated.



The screenshot shows a form with five dropdown menus. The first row contains 'Country' (United States) and 'State' (Nebraska). The second row contains 'County' (Douglas), 'City, Town or Location' (Omaha), and 'Zip Code' (68122).

Edits on race have been re-worked so it should be clearer if this section was skipped.

Timeout. If you are inactive in the system for 15 minutes, the system will automatically log you out. If you are in the system and have been inactive, you will receive the following message before it logs you off. If you are logged in to the vital records system and working in another application on your computer, you will not see the message.



If you are going to be away from the system, please remember to save your work. Otherwise, you will lose your work.

Expired passwords and link to password station. If it has been longer than 60 days since you last changed our password, you will need to change your password. Otherwise, you will get an invalid login id/password message.

If you get an invalid login id/password message after you have been timed out after 15 minutes of inactivity, you can do a ctrl+f5 to refresh your screen before logging back in. Another option is to close your browser and then try and login again.

There has also been changes with the application that should eliminate getting the invalid web service error.

Please contact the vital records help desk if you have any issues or questions. The email address is DHHS.VitalRecordsHelpdesk@nebraska.gov.